



## Grade 1 Weekly Plan

Nov 26-30

### SPECIAL ANNOUNCEMENTS

**Please bring field trip money and the signed permission slip no later than Tuesday, November 28th.**



**REMINDER: Grade 1 Field trip to Baladna Farms Wednesday, Nov 29th. All money and permission slips MUST be turned in no later than Nov 28th.**

#### Online Resources:



**Seesaw:** <https://web.seesaw.me/>



<https://www.kidsa-z.com/main/Login/teacherUsername/>



<https://ca.ixl.com/signin/hayatuni>



[www.education.com/games/play](http://www.education.com/games/play) (optional)



<https://wow.boomlearning.com/> (optional)

### Assessments






















View Resource section to identify the skills that will be on the assessments  
All assessments will be on Thursday unless otherwise noted.

**Thursday Nov 30th – Math Assessment**

**Upcoming:**

**Thursday Dec 7th - Spelling test [Sight words List 2B](#)**

Subject	Learning Objective	Resources
<p><b>Phonics</b></p>	<p>The students will view and practice sound cards. Assessments will be over any sounds learned. Please view below.</p> <p>Please click on the <a href="#">Sound Card Video</a> and practice with your child daily for the length of the video (6 minutes)</p> <p>Review letter identification and sounds: /h/r/m/d/g/o/u/l/f/b/ai/j/oa/ie/ee/or/z/w /ng/v/oo/y/x/ch/sh/</p> <p>This week's letters and sounds: /th/qu/ou/oi</p> <p>Upcoming: (Dec 3-7) /ue/er/ar</p>	<p><a href="#">Sound Card Video</a></p> <p><a href="#">Jolly Phonics Book 1</a></p> <p><a href="#">November Jolly Phonics Pacing Calendar</a></p> <p><a href="#">December Jolly Phonics Pacing Calendar</a></p>
<p><b>Reading</b></p>	<p>Teachers will be focused on completing beginning of year assessments</p> <p>Read Aloud Options Teacher's choice Focus on starting guided reading groups</p> <p>Continue <a href="#">Reading Strategy Animals</a> <b>NEW!!!</b> Beginning comprehension practice</p> <p><b>Vocabulary: "Good Readers", concepts of print, front cover, back cover, spine, words, spaces, sentences</b> <a href="#">Sight words List 2B</a></p>	<p><a href="#">Reading Strategies Animals</a></p> <p><a href="#">Characters &amp; Setting</a></p> <p><a href="#">Problem &amp; Solution</a></p> <p><a href="#">Sight words List 2A &amp; 2B</a></p>

<p><b>Writing</b></p>	<p>Review: Parts of Speech: Review common and proper nouns, verbs, and adjectives</p> <p><b>NEW!!!!</b></p> <p>Students will have penpals within the class and within grade 1. Students will write letters to their penpal using 5 Star sentences.</p> <p><b>Ongoing: 5 Star Writing</b></p> <div data-bbox="479 583 1140 898" style="border: 1px solid black; padding: 5px;"> <p style="text-align: center;"><b>5 Star Writing</b></p> <table border="1" style="width: 100%; border-collapse: collapse;"> <tr> <td style="text-align: center; width: 15%;"></td> <td>Capital letter to start my sentence. → <b>I</b> see a dog.</td> </tr> <tr> <td style="text-align: center;"></td> <td>Punctuation to end my sentence. Where is the dog? ↘</td> </tr> <tr> <td style="text-align: center;"></td> <td>Use finger spaces.      The dog is brown.</td> </tr> <tr> <td style="text-align: center;"></td> <td>Use neat handwriting &amp; phonemic spelling.      K k </td> </tr> <tr> <td style="text-align: center;"></td> <td>My sentence makes sense.      </td> </tr> </table> </div>		Capital letter to start my sentence. → <b>I</b> see a dog.		Punctuation to end my sentence. Where is the dog? ↘		Use finger spaces.      The dog is brown.		Use neat handwriting & phonemic spelling.      K k 		My sentence makes sense. 	<p><a href="#">Grammar Book</a></p> <p><a href="#">Nouns Video</a></p> <p><a href="#">Verbs Video</a></p> <p><a href="#">Adjectives</a></p> <p><a href="#">The Sentence Song</a></p>
	Capital letter to start my sentence. → <b>I</b> see a dog.											
	Punctuation to end my sentence. Where is the dog? ↘											
	Use finger spaces.      The dog is brown.											
	Use neat handwriting & phonemic spelling.      K k 											
	My sentence makes sense. 											
<p><b>Math</b></p>	<p><b>Students will learn number sense using 10 and 20 frames (double ten frames).</b></p> <p>Vocabulary words: <b>Number ID, Counting, ones, tens, patterns, counting on, counting backwards, “how many?”, more, less, place value, tens, ones</b></p> <p><b>Number sense:</b> Identifying, writing &amp; counting numbers within 20, writing number names to 20. Learning place value.</p>	<ul style="list-style-type: none"> <li>• <a href="#">Counting to 100</a></li> <li>• <a href="#">Numbers in the teens</a></li> <li>• <a href="#">Friends of 10</a></li> <li>• <a href="#">Counting Backwards from 20</a></li> <li>• <a href="#">Patterns Video</a></li> <li>• <a href="#">Jump math Book 1.1</a></li> </ul>										
<p><b>Socials/ Science</b></p>	<p>The students will learn about needs vs. wants. <a href="#">Needs vs. Wants Video1</a> <a href="#">Needs vs. Wants Brainpop Video</a> <a href="#">But I Want It! Read aloud</a> <a href="#">Lily Learns About Wants and Needs Read Aloud</a></p> <p>Ongoing- planting a garden at HUBS</p>	<p>Hayat High 5 Theme:</p> <p>-<a href="#">Be Responsible</a> -<a href="#">Be Responsible Song</a></p>										